





District Health Assessment for Multiple District 107 through September 2025

		Clubs							Membership							Member Strength		Cancellation		Reports			Finance		Leadership		
District Name	Status/ Number of Months in Status *	Active Clubs	Clubs in Status Quo	Total Clubs	% Status Quo Clubs in Financial Suspension	New Clubs	Cancelled Clubs	YTD Net Club Gain/Loss	Current Members In Active Clubs	Current Members In Status Quo Clubs	Current Total Members Count	YTD Add	YTD Drop	YTD NetGrowth (includes Active and Status Quo)	YTD NetGrowth% (includes Active and Status Quo)	Member Count 12 Months Ago	Average Member Count Per Club	% of Clubs with less than 20 members	Average Cancelled Club Age	Members Lost Due to Cancelled Clubs	% of Clubs Reporting Service	% No MMR in 3 Months	% No Officer Report in 12 months	% of Clubs with balance 90+ days	Number of Zone Chairs Recorded	Number of Region Chairs Recorded	District Officers Vacancies **
107 A		71	0	71	0%	0	1	-1	1642	0	1642	10	44	-34	-2.03%	1,735	23	37%	50	13	44%	38%	1%	3%	14	4	
107 B	T(24)	41	0	41	0%	0	0	0	783	0	783	17	12	5	0.64%	797	19	54%	0	0	22%	39%	0%	15%	8	3	
107 C		74	0	74	0%	0	0	0	1708	0	1708	24	15	9	0.53%	1,732	23	30%	0	0	32%	42%	1%	3%	10	0	
107 D	T(17)	50	0	50	0%	0	0	0	1117	0	1117	6	19	-13	-1.15%	1,179	22	48%	0	0	48%	34%	2%	6%	9	0	
107 E		66	0	66	0%	0	0	0	1357	0	1357	8	8	0	0.00%	1,400	21	44%	0	0	42%	48%	2%	12%	0	0	
107 F		56	0	56	0%	0	0	0	1268	0	1268	6	8	-2	-0.16%	1,298	23	38%	0	0	23%	57%	2%	13%	9	4	
107 G	T(24)	48	0	48	0%	0	0	0	908	0	908	6	8	-2	-0.22%	934	19	52%	0	0	40%	63%	4%	10%	0	0	2nd VDG
107 H	T(24)	39	0	39	0%	0	0	0	933	0	933	12	9	3	0.32%	950	24	23%	0	0	72%	33%	0%	8%	8	0	
107 I	T(24)	44	0	44	0%	0	0	0	814	0	814	8	15	-7	-0.85%	835	19	59%	0	0	27%	45%	0%	0%	7	3	
107 K	T(24)	37	0	37	0%	0	0	0	859	0	859	7	7	0	0.00%	884	23	30%	0	0	49%	38%	5%	3%	3	2	2nd VDG
107 L	T(24)	34	0	34	0%	0	0	0	773	0	773	8	15	-7	-0.90%	775	23	44%	0	0	68%	41%	3%	0%	7	1	
107 M	T(5)	54	0	54	0%	0	0	0	1240	0	1240	11	19	-8	-0.64%	1,263	23	39%	0	0	57%	35%	6%	11%	11	4	
107 N		66	0	66	0%	0	0	0	1300	0	1300	5	18	-13	-0.99%	1,340	20	59%	0	0	56%	42%	2%	12%	11	0	
107 O	T(24)	48	0	48	0%	0	1	-1	857	0	857	28	25	3	0.35%	869	18	58%	9	0	50%	44%	2%	4%	12	0	
		728	0	728	0%	0	2	-2	15559	0	15559	156	222	-66	-0.42%	15,991	21	44%	30	13	44%	43%	2%	7%	109	21	




District Health Assessment for Multiple District 107 through September 2025

		Clubs							Membership							Member Strength		Cancellation		Reports			Finance	Leadership			
District Name	Status/ Number of Months in Status *	Active Clubs	Clubs in Status Quo	Total Clubs	% Status Quo Clubs in Financial Suspension	New Clubs	Cancelled Clubs	YTD Net Club Gain/ Loss	Current Members In Active Clubs	Current Members In Status Quo Clubs	Current Total Members Count	YTD Add	YTD Drop	YTD NetGrowth (includes Active and Status Quo)	YTD NetGrowth% (includes Active and Status Quo)	Member Count 12 Months Ago	Average Member Count Per Club	% of Clubs with less than 20 members	Average Cancelled Club Age	Members Lost Due to Cancelled Clubs	% of Clubs Reporting Service	% No MMR in 3 Months	% No Officer Report in 12 months	% of Clubs with balance 90+ days	Number of Zone Chairs Recorded	Number of Region Chairs Recorded	District Officers Vacancies **
109 A	T(24)	44	0	44	0%	0	0	0	1049	0	1049	0	8	-8	-0.76%	1,058	24	45%	0	0	23%	70%	0%	100%	0	0	GST
109 B	T(24)	28	0	28	0%	0	1	-1	631	0	631	5	5	0	0.00%	661	23	32%	31	1	32%	71%	14%	100%	0	0	2nd VDG, GLT
		72	0	72	0%	0	1	-1	1680	0	1680	5	13	-8	-0.47%	1,719	23	40%	31	1	26%	71%	6%	100%	0	0	




District Health Assessment for District 120 through September 2025

		Clubs							Membership							Member Strength		Cancellation		Reports			Finance	Leadership			
District Name	Status/ Number of Months in Status *	Active Clubs	Clubs in Status Quo	Total Clubs	% Status Quo in Financial Suspension	New Clubs	Cancelled Clubs	YTD Net Club Gain/ Loss	Current Members In Active Clubs	Current Members In Status Quo Clubs	Current Total Members Count	YTD Add	YTD Drop	YTD NetGrowth (includes Active and Status Quo)	YTD NetGrowth% (includes Active and Status Quo)	Member Count 12 Months Ago	Average Member Count Per Club	% of Clubs with less than 20 members	Average Cancelled Club Age	Members Lost Due to Cancelled Clubs	% of Clubs Reporting Service	% No MMR in 3 Months	% No Officer Report in 12 months	% of Clubs with balance 90+ days	Number of Zone Chairs Recorded	Number of Region Chairs Recorded	District Officers Vacancies **
120	T(24)	54	0	54	0%	0	2	-2	1014	0	1014	11	13	-2	-0.20%	1,062	19	52%	32	0	11%	57%	0%	15%	0	0	2nd VDG
		54	0	54	0%	0	2	-2	1014	0	1014	11	13	-2	-0.20%	1,062	19	52%	32	0	11%	57%	0%	15%	0	0	



District Health Assessment for District 131 through September 2025

		Clubs							Membership							Member Strength		Cancellation		Reports			Finance	Leadership			
District Name	Status/ Number of Months in Status *	Active Clubs	Clubs in Status Quo	Total Clubs	% Status Quo in Financial Suspension	New Clubs	Cancelled Clubs	YTD Net Club Gain/Loss	Current Members In Active Clubs	Current Members In Status Quo Clubs	Current Total Members Count	YTD Add	YTD Drop	YTD NetGrowth (includes Active and Status Quo)	YTD NetGrowth% (includes Active and Status Quo)	Member Count 12 Months Ago	Average Member Count Per Club	% of Clubs with less than 20 members	Average Cancelled Club Age	Members Lost Due to Cancelled Clubs	% of Clubs Reporting Service	% No MMR in 3 Months	% No Officer Report in 12 months	% of Clubs with balance 90+ days	Number of Zone Chairs Recorded	Number of Region Chairs Recorded	District Officers Vacancies **
131	P	37	0	37	0%	0	0	0	733	0	733	10	16	-6	-0.81%	722	20	46%	0	0	41%	43%	16%	100%	0	0	
		37	0	37	0%	0	0	0	733	0	733	10	16	-6	-0.81%	722	20	46%	0	0	41%	43%	16%	100%	0	0	



District Health Assessment for Ident 5891 - REP OF LATVIA - UND through September 2025

Status/ District Name of Months in Status *		Clubs							Membership							Member Strength		Cancellation		Reports			Finance	Leadership			
		Active Clubs	Clubs in Status Quo	Total Clubs	% Status Quo Clubs in Financial Suspension	New Clubs	Cancelled Clubs	YTD Net Club Gain/ Loss	Current Members In Active Clubs	Current Members In Status Quo Clubs	Current Total Members Count	YTD Add	YTD Drop	YTD NetGrowth (includes Active and Status Quo)	YTD NetGrowth% (includes Active and Status Quo)	Member Count 12 Months Ago	Average Member Count Per Club	% of Clubs with less than 20 members	Average Cancelled Club Age	Members Lost Due to Cancelled Clubs	% of Clubs Reporting Service	% No MMR in 3 Months	% No Officer Report in 12 months	% of Clubs with balance 90+ days	Number of Zone Chairs Recorded	Number of Region Chairs Recorded	District Officers Vacancies **
Ident 5891 - REP OF LATVIA		2	0	2	0%	0	1	-1	15	0	15	0	6	-6	-28.57%	24	8	100%	7	6	0%	50%	0%	50%	0	0	
		2	0	2	0%	0	1	-1	15	0	15	0	6	-6	-28.57%	24	8	100%	7	6	0%	50%	0%	50%	0	0	

* - District Status: P - Provisional, T - Transitional.
** - District Officers Vacancies: DG - District Governor, 1st VDG - First Vice District Governor, 2nd VDG - Second Vice District Governor.